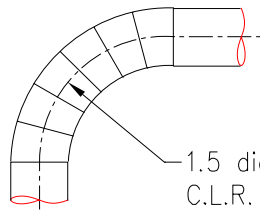


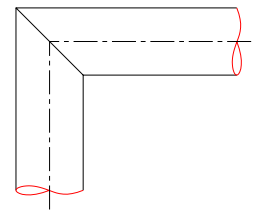
2 to 2.5 dia.
center line
radius (C.L.R.)

PREFERRED



1.5 dia.
C.L.R.

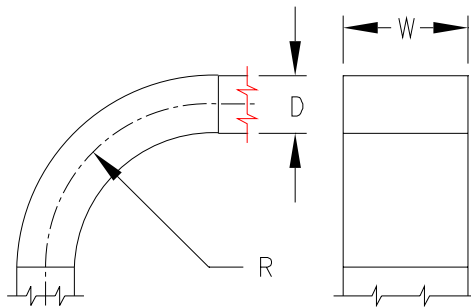
ACCEPTABLE



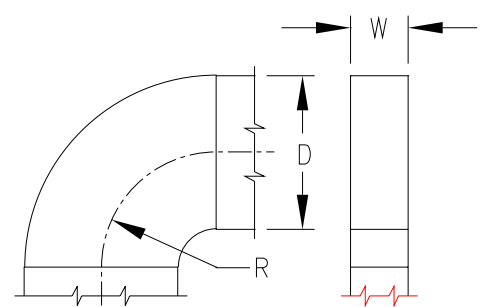
AVOID

ELBOW RADIUS

Elbows should be 2 to 2.5 diameter centerline radius except where space does not permit. See Fig. 5-13 for loss factor.



PREFERRED



AVOID

ASPECT RATIO ($\frac{W}{D}$)

Elbows should have ($\frac{W}{D}$) and ($\frac{R}{D}$) equal to or greater than (1). See Fig. 5-13 for loss factor.

Note: Avoid mitered elbows. If necessary, use only with clean air and provide turning vanes. Consult mfg. for turning vane loss factor.