

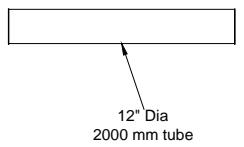
# ThyssenKrupp SO#19001

## FL1 & FL2 to GL8

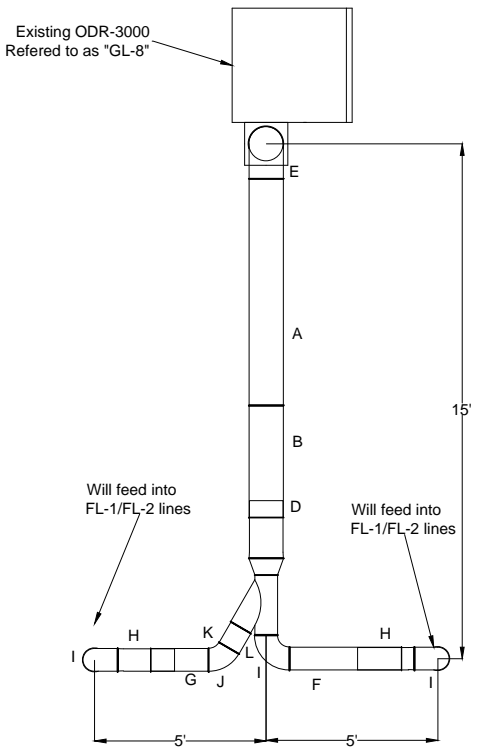
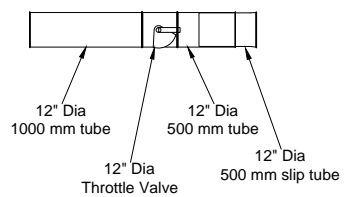
- A=12" dia. 2000mm tube
- B=12" dia. 1000mm tube
- C=12" dia. 1000mm slip tube
- D=12" dia. 500mm slip tube
- E=12" dia. 90 deg elbow
- F=8" dia. 1000mm tube
- G=8" dia. 500mm tube
- H=8" dia. 500mm slip tube
- I=8" dia. 90 deg elbow
- J=8" dia. 60 deg elbow
- K=8" dia. 200 mm tube
- L=8" dia. 200 mm slip tube

- Notes:
1. All duct Jacobs Tubing
  2. Will hang from ceiling via gripples

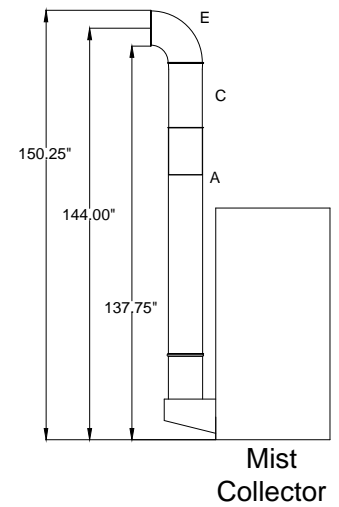
### Previous Design



### New Design



Plan View



Elevation View

Avani Environmental Intl. Inc. 95 Cypress Drive Youngsville, NC 27596 P# 919-570-2862 F# 919-570-2863		<h1>Avani</h1>
Project: ThyssenKrupp SO#19001 Drawing: FL1 & FL2 Duct Layout		
Date: 9-24-12	Drawn by: MDT	
Sheet No: 1 OF 1		