

SDT-3-C Description of operation - PRELIMINARY

Front view




Operation indicator light

GREEN = unit ON entirely

RED = unit OFF entirely

**Main switch, working light and pneumatic cleaning are interlocked and will switch on or off simultaneously.*



RED = unit OFF entirely



GREEN = unit ON entirely

110V Light switch
*w/outlets

460V Main switch
*for unit

Back view

SDT-3-C Description of operation - PRELIMINARY




Interlock switch

110V Light switch

*w/outlets


SDT-3-C Description of operation - PRELIMINARY



SDT-3-C Description of operation - PRELIMINARY



Side View




Front View

1" Pulse Valve

- Located behind air tank
- Controls the pulse cleaning of the filters; when the **manual pulse button** is pressed when the power is off.




SDT-3-C Description of operation - PRELIMINARY




(1) Compressed air inlet port

(2) Air tool ports



(2) Air tool port connection to motive 3/4" pulse valve



Motive 3/4" Pulse Valve

- Shuts off the air tool ports when the interlock control shuts off.

