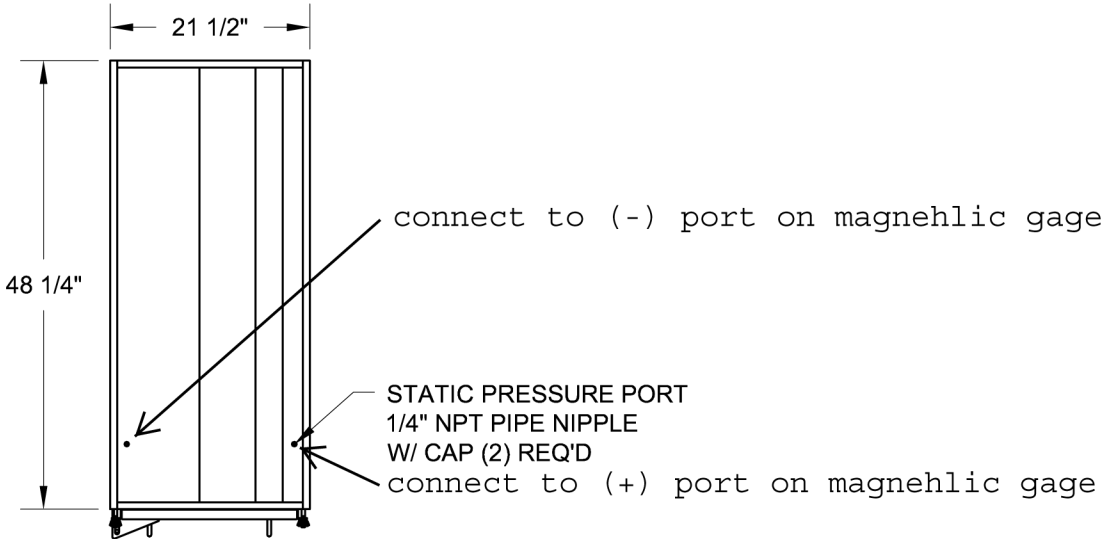
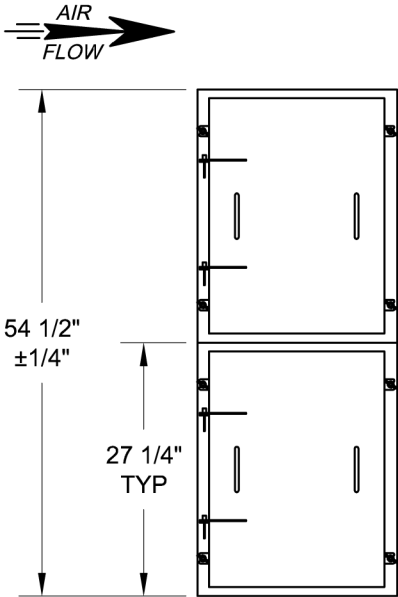


SPECIFICATIONS

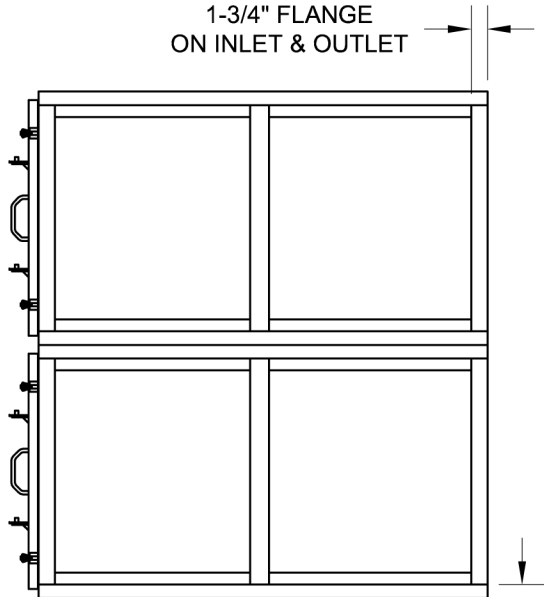
1. ONE (1) UNIT REQUIRED, SHOWN AS RIGHT HAND ACCESS.
2. CONSTRUCTION: THE UNIT IS INTERMITTENTLY WELDED AND CAULKED WITH AN RTV SEALANT.
3. MATERIAL: THE UNIT SHALL BE MANUFACTURED FROM 12 GA. AND 14 GA. GALVANIZED STEEL MATERIAL.
4. WING NUTS AND STUDS SHALL BE USED TO RETAIN DOORS. A NEOPRENE GASKET SHALL SEAL THE DOOR EDGES TO THE ENCLOSURE.
5. UNIT COMES EQUIPPED WITH A REMOVABLE LOCKING TRAY MECHANISM FOR GASKET SEAL FILTERS.
6. ALL HEPA FILTERS SHALL SEAL ON THE DOWNSTREAM SIDE OF THE UNIT.
7. THE SYSTEM IS DESIGNED TO ACCOMMODATE THE FOLLOWING FILTERS:
FOUR (4) 24" x 24" x 11-1/2" ACTUAL SIZE FINAL FILTERS



TOP VIEW



ACCESS VIEW



FLANGE CONNECTION

APPROVAL PRINT

APPROVED SIGNATURE: _____

APPROVED AS NOTED DATE: _____

REVISE AND RESUBMIT

Avani Environmental Intl., Inc.
95 Cypress Drive
Youngsville, NC 27596

DRAWN BY: ATM	TITLE 2 X 2 HEPA SIDE ACCESS GH1-012P-20H20W-GALV	DWG SCALE: NTS	
DATE: 9/23/09	APPROVED BY: <i>SBH</i>	CONTROL NO.	REV.:
DATE: 9/24/09	DRAWING NO.: 09-200	SHEET 3	OF 6
			REV. 0

REV.	DRAWN BY DATE	DESCRIPTION:	APPR. BY DATE
<small>THE DEVICE DEPICTED AND DESCRIBED HEREON EMBODIES PROPRIETARY INFORMATION OWNED BY P&G MANUFACTURING INC. ALL DESIGN, MANUFACTURING, REPRODUCTION, SALES, AND PATENT RIGHTS REGARDING THIS DEVICE OR DRAWING ARE RESERVED EXCEPT WHERE EXPLICIT RIGHT IS GRANTED IN WRITING.</small>		UNLESS OTHERWISE SPECIFIED • ALL DIMENSIONS ARE IN INCHES • TOLERANCES ARE: FRACTION: $\pm 1/8"$ DECIMAL: $\pm .125"$ ANGULAR: $\pm 1^\circ$	