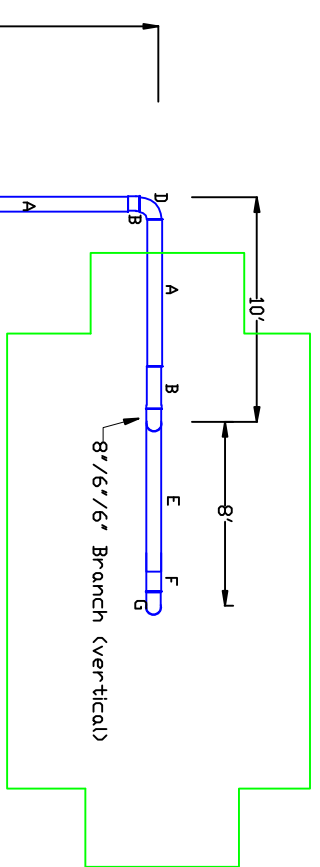


# Absolent Ductwork Layout Jacob Tubing

- Notes:
1. Run duct directly over drops
  2. Drain Line: P trap with ball valve
  3. Run duct below cable trays, 12'-13' off of floor
  4. Hang duct from cable trays

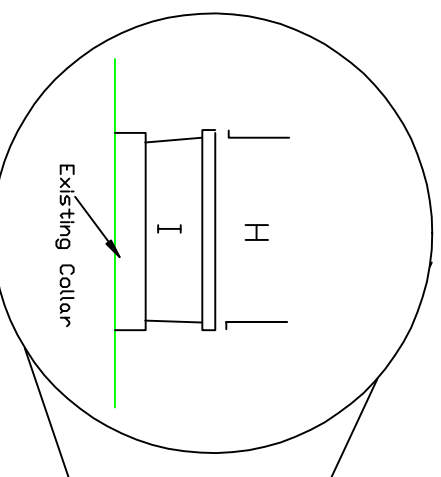
- Bill of Materials:
- A=8"dia. 80"l tube
  - B=8"dia. 40"l slip tube
  - C=8"dia. 40"l tube
  - D=8"dia. 90 deg elbow
  - E=6"dia. 80"l tube
  - F=6"dia. 40"l slip tube
  - G=6"dia. 90 deg elbow
  - H=6"dia. 8"l tube
  - I=6"dia. 8"l slip tube



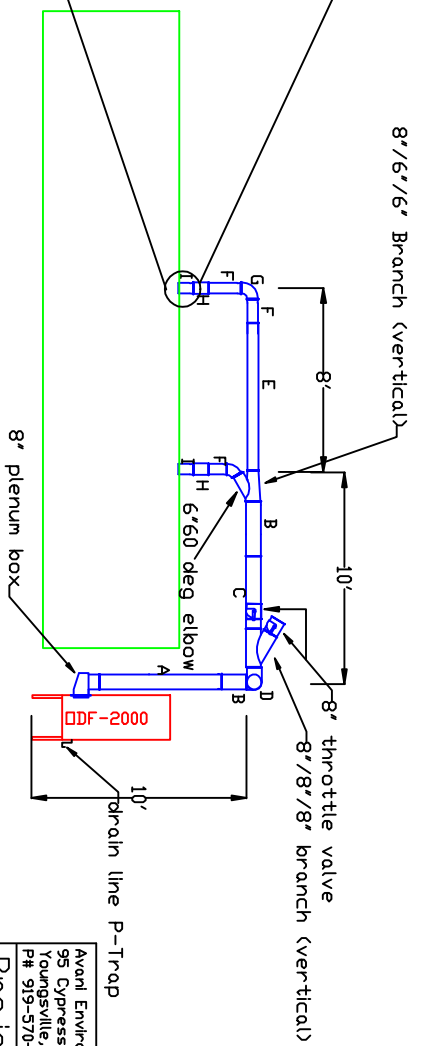
Plan View



Side View



Machine Connection: Exploded View



Avani Environmental Intl. Inc. 95 Cypress Drive 27596 Youngsville, NC # 919-570-2862 # 919-570-2863	
Project: Honda Tallapoosa Drawing: Spool Hole Transfer Date: 6-25-12 Drawn by: DDJ	
Sheet No:	