


- ◆ At first take out the cable of light from the steel adapter box.




- ◆ Then reach the cable of the light switch through the tube into the steel adapter box




- ◆ Connections of two cables.



- ◆ Lock the cover of the steel adapter box.



- ◆ At first open the cover of the electrical junction box.



- ◆ Then reach the cable through the tube into the electrical junction box.
- ◆ Connect the cables with the terminal blocks for the electrical junction box.
- ◆ Link this set to local main power supply.



- ◆ Lock the cover of the electrical junction box.