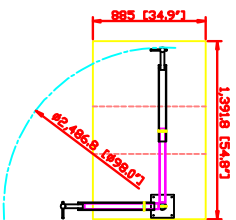
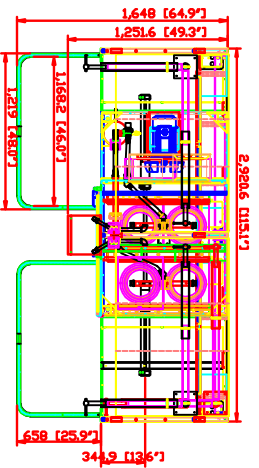
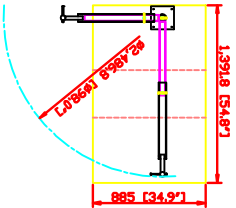


DO NOT SCALE

IF IN DOUBT ASK

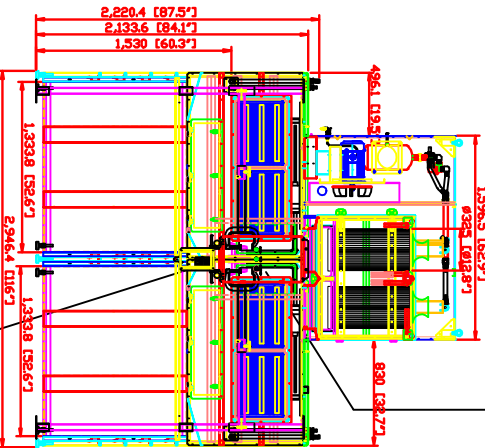
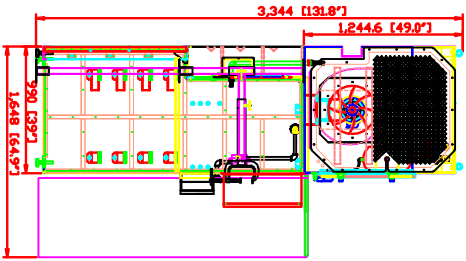


Rev	Description	Date	Approved

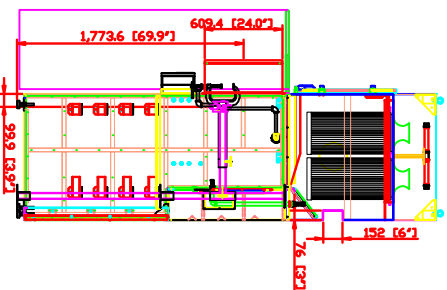


fixture: C clamp

control box with transformer to step 460V down to 120V to run lights & 120V outlets



VFD



WB-3000 SPECIFICATIONS
collector centered

Header:	2348 sq/ft 5 IP HEPA
Airflow:	387/332 cfm/hr
Filteration Stages:	1st - aluminum mesh x (2) pos per station total (9) pos Spec: 325 x 405 x 22mm (1.4" x 16.5" x 0.87") 2nd - aluminum mesh x (2) pos per station collector Spec: 258 x 410 x 22mm (10.1" x 16.2" x 0.87") 3rd - cartridge filter x (4) pos Spec: Dia. 325 x 600mm (12.8" x 23.7") Filtering area: 2292 x 4 = 9162 (941.88 FT2) Material: 80/20 FR
No. of Vehicles:	2
Compressed Air Requirement:	90 PSI
Compressed Air Requirement:	2.83 gallon
Dimensions:	294.64 x 164.8 x 334.4 cm (116.5 x 64.8 x 131.8 inch)
Construction:	top mounted duct collector - 8 gauge steel to 14 gauge steel side panels - 6 gauge steel to 14 gauge steel back panels - 11 gauge steel to 14 gauge steel
Max. Operating Temp.:	120°C
Paint Color:	Blue
Control Box:	- UL Control Panel - Non-flammable Lighter (1) LED Light (110V, Single Phase, 60 Hz, 8W) per station - Adjustable Rear Shelf: (1) per station (fold with hole offset for fixture C clamp install) - (1) Compressed Air Connection per station - (1) CO2 or Gas Connection per station - (1) Light Switch per station - (1) Individual UL Certified Control Box (per 1 duct collector) - ON/OFF, Timer, Emergency Stop: with transformer to step 460V down to 120V to run lights & 120V outlets, VFD
Booth Apperatus:	OPTIONS *** (1) CO2 bracket per station

AVANT ENVIRONMENTAL INTL. INC. Sales Department

95 Cypress Drive

Youngsville, NC 27596

(919) 570-2862

Info@avantenvironmental.com

Date	Name	Part Number:
Drawn by: 2012-02-10	***	ø325 x 660mmL
Checked by:		ø12.8" x 26"L

The drawings, AutoCAD, 3-D Models, and specifications are the property of Avant Environmental Int'l. Inc. (AE) and may not be reproduced, distributed, modified, or otherwise used, except provided herein, without the express written permission of AE.

Title:	Scale	Drawing Number:
WB-3000 (OD: 9'-8"W) Dual Stations OD: 116"W	1 = 35	collector centered Booth H: 7'