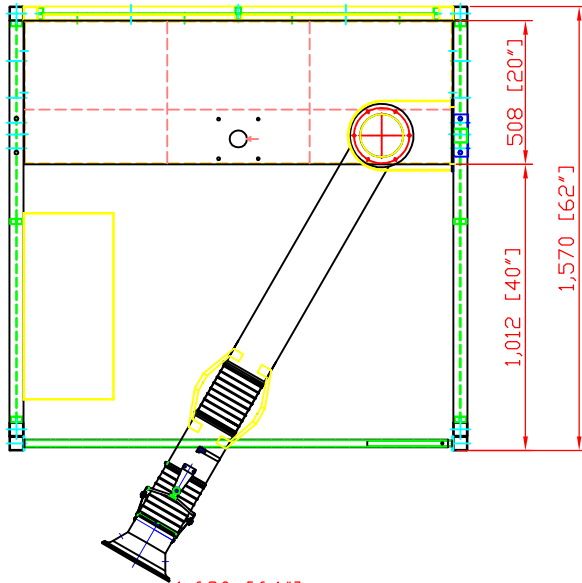


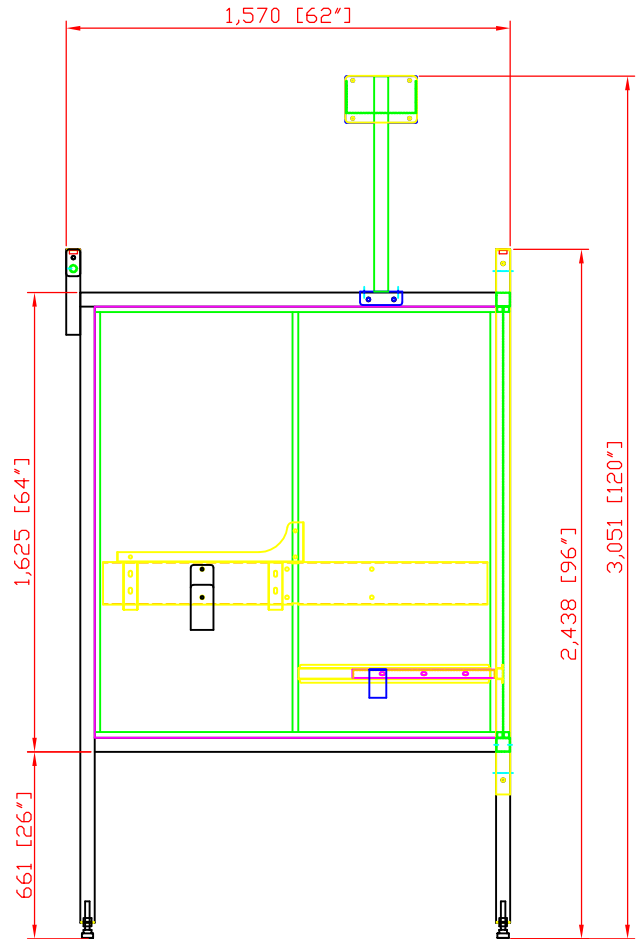
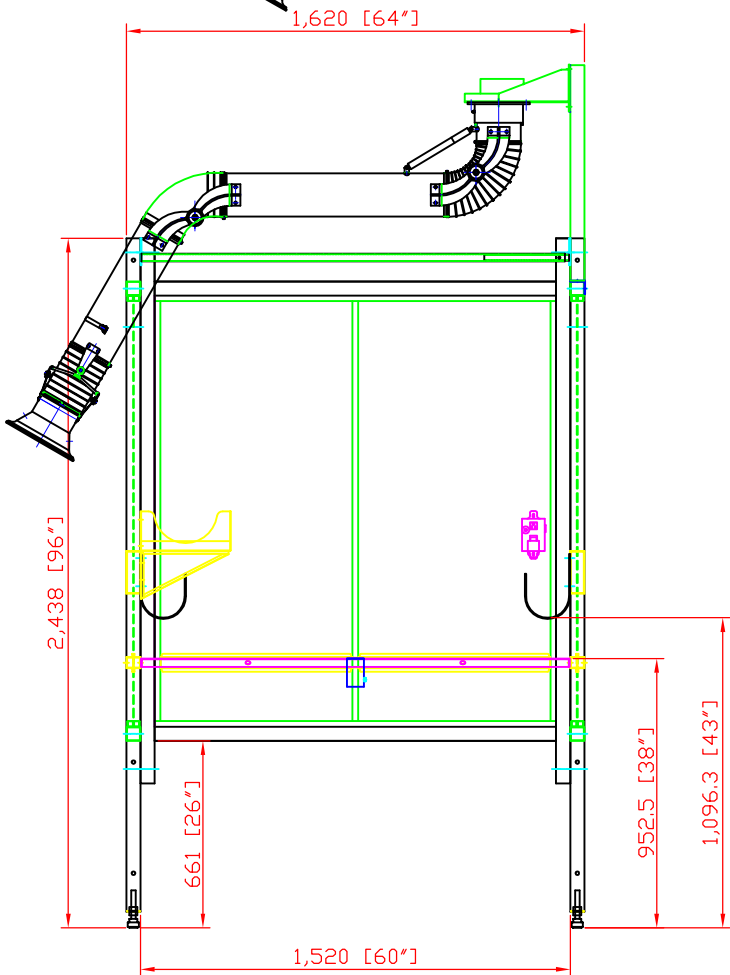


| Revisions |             |      |          |
|-----------|-------------|------|----------|
| Rev       | Description | Date | Approved |
|           |             |      |          |



**WB-1055 WELDING BOOTH SPECIFICATIONS**

- Construction: 12 gauge steel
- Plates on feet for attaching to floor
- Back Panels as per drawing,
- Side panels to that reach to 6" from floor level
- Adjustable shelf between 28-34" from floor
- 110 volt electrical outlet
- One welder shelf on left side panel
- One J hook on each side panel, 46" from floor
- Accessories will be (1) 1620 fume arm, and (1) BR006 bracket
- Welded nuts and welding nuts



PRELIMINARY

|   |  |           |                         |  |
|---|--|-----------|-------------------------|--|
| AVANI ENVIRONMENTAL INTL. INC. Sales Department<br>95 Cypress Drive<br>Youngsville, NC 27596<br>(919) 570-2862<br>info@avanienvironmental.com | Drawn by: 2015-04-16   | Name: *** | Part Number: REVISION A | Title: WB-1055 Welding Booth                               |
|   | Checked by:  | Name:     | Part Number:            | Title:   |
|   | The drawings, AutoCAD, 3-D Models, and specifications are the property of Avani Environmental Intl. Inc. (AE) and may not be reproduced, distributed, modified, or otherwise used, except provided herein, without the express written permission of AE. |           |                         | Size: <b>A</b>   |
|   |  |           |                         | Drawing Number: Groathouse Rosevelt WB-1055<br>Page 1 of 1 |