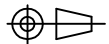


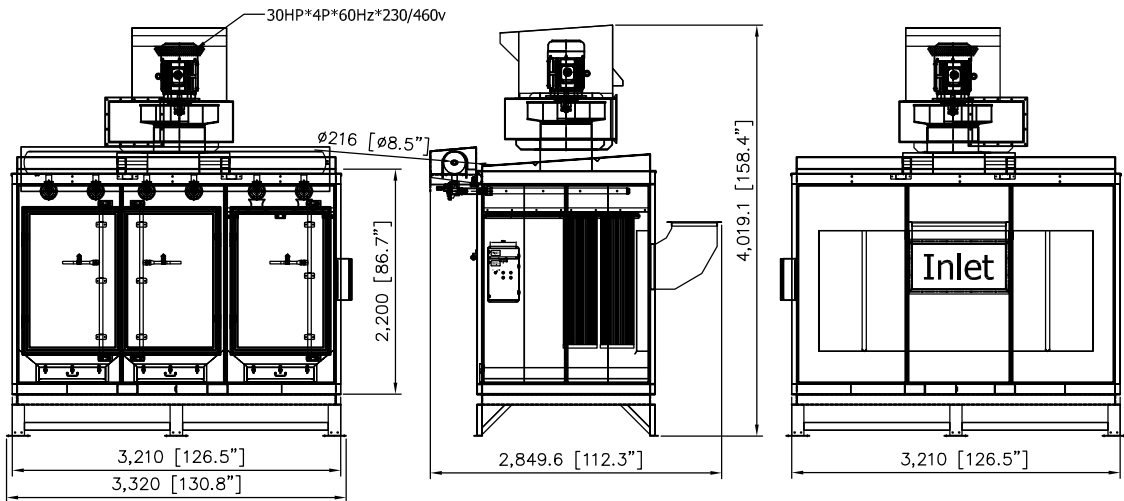
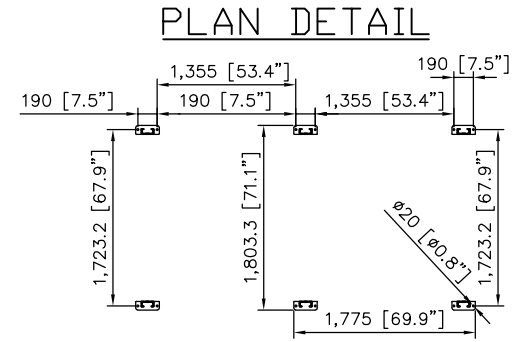
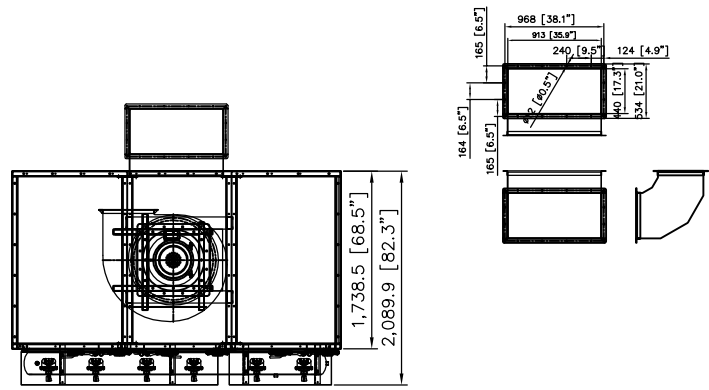
DO NOT SCALE

IF IN DOUBT ASK



Revisions			
Rev	Description	Date	Approved

- SDC-30-24MDF SPECIFICATION -



- Direct Drive Blower (on the machine top)
- Motor: 30HP x 1 pc
- CFM: 13,000 ft³/min @ 8" SP
- Include:
 - UL Individual Control Boxes for Cartridge Collector and Blowers
- Inlet: 913 x 440 mm (35.9" x 17.3")
- Cartridge Filter: Dia. 325mm x 1320mm x 24pcs (Dia. 12.8" x 52" x 24pcs)
- Material: Polyester with TEFLON coating.
- Filter Area: 19m² x 24 = 456m² (4906.56 ft²)
- Pleat Depth: 48mm
- Horizontal Positioned Filters,
- Continuous Welded Seams,
- Gasket and Latched Doors,
- Powder Coated Paint and
- Reverse Jet Pulse Cleaning
- Include:
 - Filter Chamber
 - Inlet Square Pipe (need dimensions)
 - Fan/motor combinations
- No. of Valves: 6
- Inlet Air: 4"
- Compressed Air Requirement: 90 PSI
- Compressed Air Reservoir: 23.7 gallon
- Dimension: 130.8" x 112.3" x 158.4" (3320 x 2849.6 x 4019.1mm)
- Construction: 13 Gauge for panel; 11 Gauge Steel Cabinet
- Max. Operating Temp.: 120°C
- Paint Color: Blue

***with Feet underneath the machine.

***Pulse Control Box: run off of 120V / 60Hz/ 1-phase, no transformer inside the pulse box. Pulse Box located outside the building on the collector.

***Blower Control Box 230V / 60Hz / 3-phase, with transformer. Blower box located inside the building.

AVANI ENVIRONMENTAL INTL. INC. Sales Department
 95 Cypress Drive (919) 570-2862
 Youngsville, NC 27596 info@avanienvironmental.com

	Date	Name
Drawn by:	2012-03-22	2012-03-17
Checked by:	2011-06-28	

Part Number:
SDC-30-24MDF

Title:
Cartridge Collector (drawer type) w Feet

The drawings, AutoCAD, 3-D Models, and specifications are the property of Avani Environmental Intl. Inc. (AE) and may not be reproduced, distributed, modified, or otherwise used, except provided herein, without the express written permission of AE.

Size
A

Scale
1 = 1

Drawing Number:
SVL-2400-02