



Date: October 31, 2011

To: Ecole Maurice-LaVallee Welding Lab.

Project:

Attn:

Recommended Equipment:

(6) WB-5056 Welding Booth: 5'W x 6'D

- (4) side-by-side

- (2) side-by-side

- numbers of side panels required for this project: 8 pcs

Avani Environmental Intl. Inc.

95 Cypress Drive

Youngsville, NC 27596

www.avanienvironmental.com

Phone: (919) 570-2862

Fax: (919) 570-2863

Email: info@avanienvironmental.com

www.weldingbooths.com

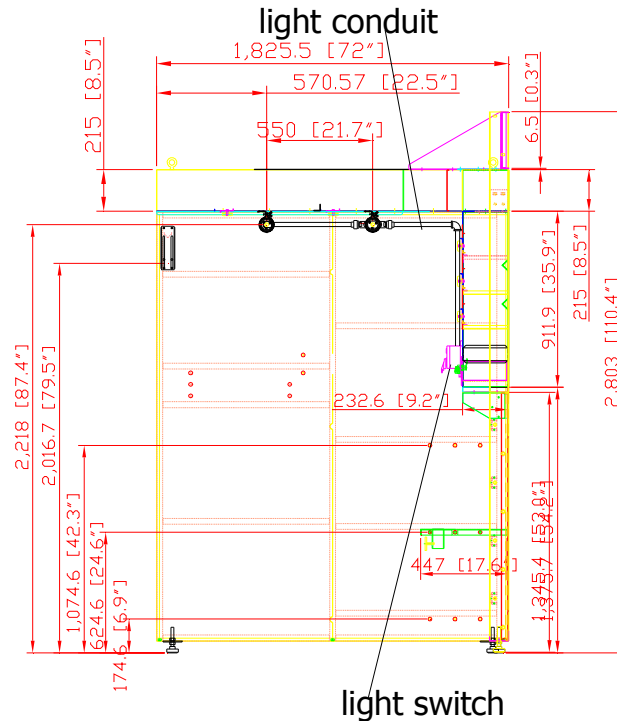
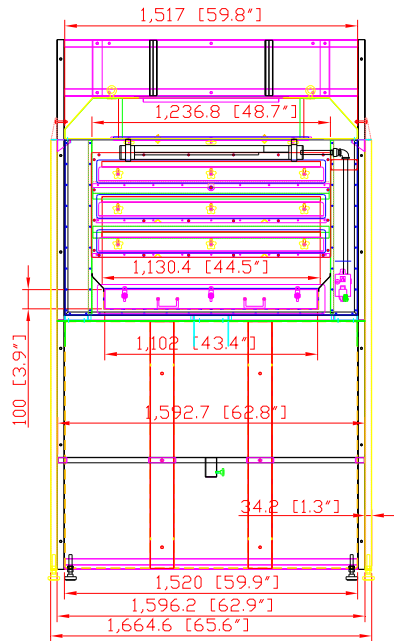
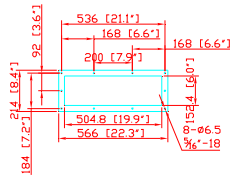
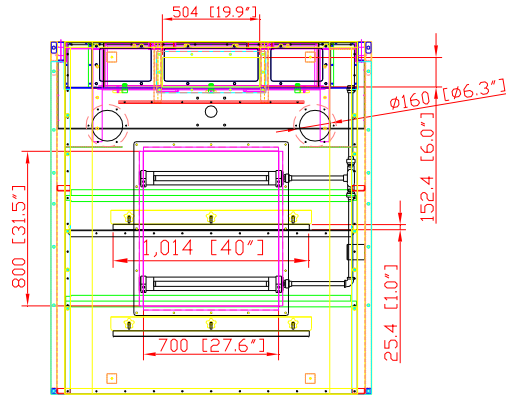
The drawings, AutoCAD, 3-D Models, and specifications are the property of Avani Environmental Intl. Inc. (AE) and may not be reproduced, distributed, modified, or otherwise used, except provided herein, without the express written permission of AE.

DO NOT SCALE

IF IN DOUBT ASK



Revisions			
Rev	Description	Date	Approved



WB-5056 (DW walls) WELDING BOOTH SPECIFICATIONS

- Hood Dimensions: 60" x 72" x 8.5"
- Back Draft Dimensions: 48.7" x 35.9" x 9.2" (incl. clean out drawer)
- Hood Inlet Opening: 6" x 19.9" (119.4 square inches)
- Hood Service Panel: Removable 27.6" x 31.5" service panel
- Back Draft Adjustable Inlet Slots: (3) 1" x 44.5"
- Hood Adjustable Inlet Slots: (2) 1" x 40"
- ***Overhead Lights: (2) Explosion Proof Lights (110V, Single Phase, 60 Hz, 20W, non-recessed)
- Adjustable Knobs: (15) 2 ?" Five Star Twists
- Clean Out Drawer: 3.9" x 43.4" (ID) with (3) hand twist locks
- Adjustable Level System: (6) 2 ?" Feet (maximum adjustment 5")
- Support Structure: 1 ?" x 4" steel stock welded
- Panel Construction: 14-gauge welded steel single wall with cross and up bracing
- Rear Support: (2) 12" x 19" 30 degree gussets for overhead piping and accessories
- Welding Curtain Supports: (2) adjustable welding curtain brackets
- Lifting Lugs: (4) Hood mounted lifting lugs to set and move hood or booth
- Fume Arm Ceiling Supports & Brackets: Built into the hood
- Fume Arm Cover Plates: (2) cover plates (6 bolt pattern) to match optional dia. 6" fume arm
- Powder Coated: Avani Safety Blue Standard (custom colors available)
- Five Piece Configuration: (2) side panels, (1) back panel, (1) backdraft assembly, (1) hooddraft assembly.
- Booths can be mounted back-to-back, side-by-side or both options
- ***Double Wall Construction (welded)
- ***Adjustable Back Shelf: 62.7"W x 17.6"D x 1.1"H (solid with 2" hole drilled)
- ***Light Conduit
- ***Light Switch

OPTIONS

- Welded Nuts: Optional locations for J-Hooks
- Welding Nuts: For wire feeder or welder bracket
- Adjustable Rear Shelf (solid, grated or cutting table)
- Corner Shelves
- Viewing Windows
- Custom Welding Brackets
- Foot Lockers
- Fixtures, Lazy Suzans
- Any option that can fit inside the booth or on the booth

AVANI ENVIRONMENTAL INTL. INC. Sales Department

95 Cypress Drive

Youngsville, NC 27596

(919) 570-2862

info@avanienvironmental.com

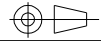
	Date	Name	Part Number:	Title:
Drawn by:	2011-10-31	***		WB-5056 (DW walls)
Checked by:	2011-06-15		**	

The drawings, AutoCAD, 3-D Models, and specifications are the property of Avani Environmental Intl. Inc. (AE) and may not be reproduced, distributed, modified, or otherwise used, except provided herein, without the express written permission of AE.

Size	Scale	Drawing Number:
A	1 = 35	WB-5-6 standard

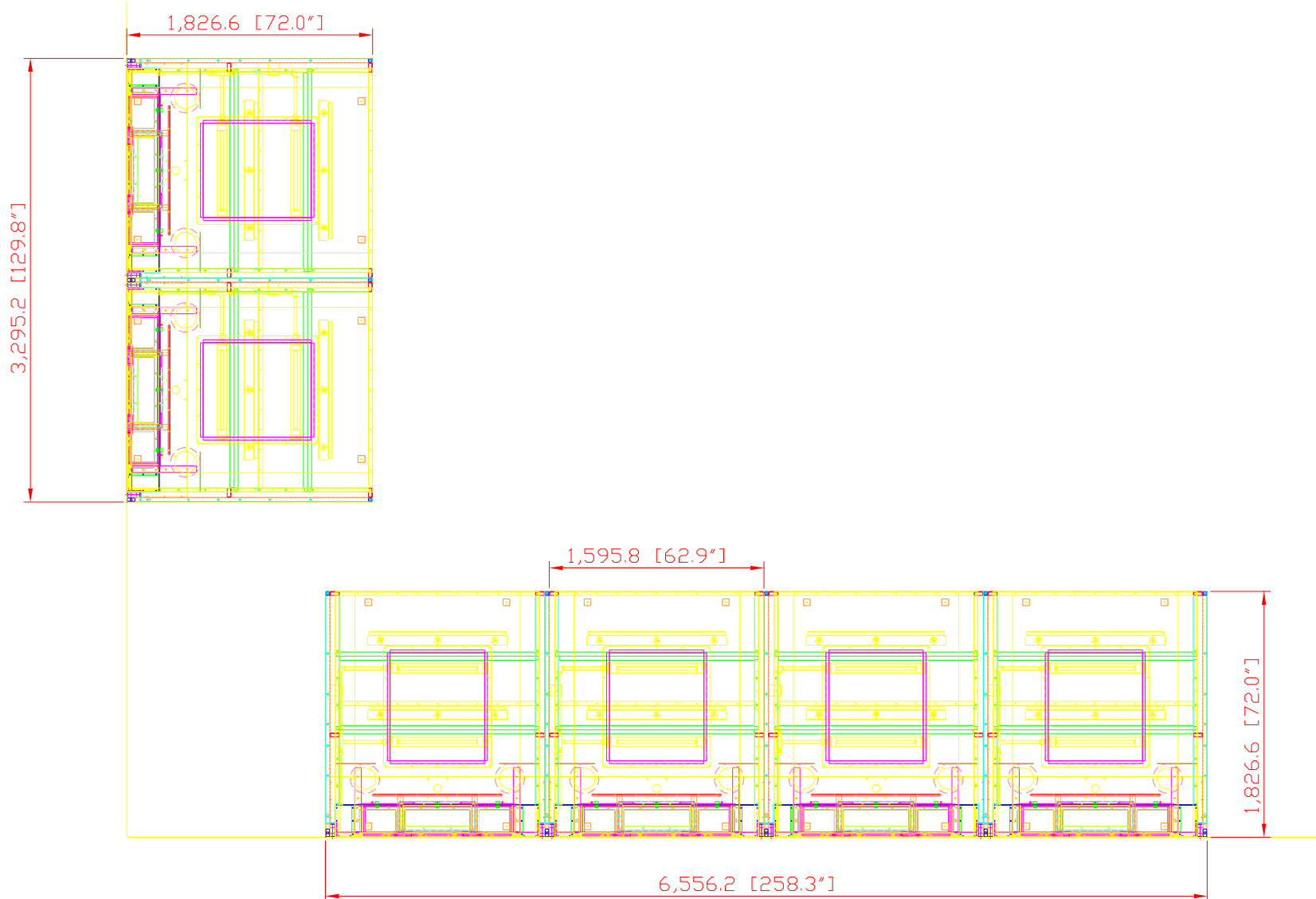
DO NOT SCALE

IF IN DOUBT ASK



Revisions

Rev	Description	Date	Approved
-----	-------------	------	----------

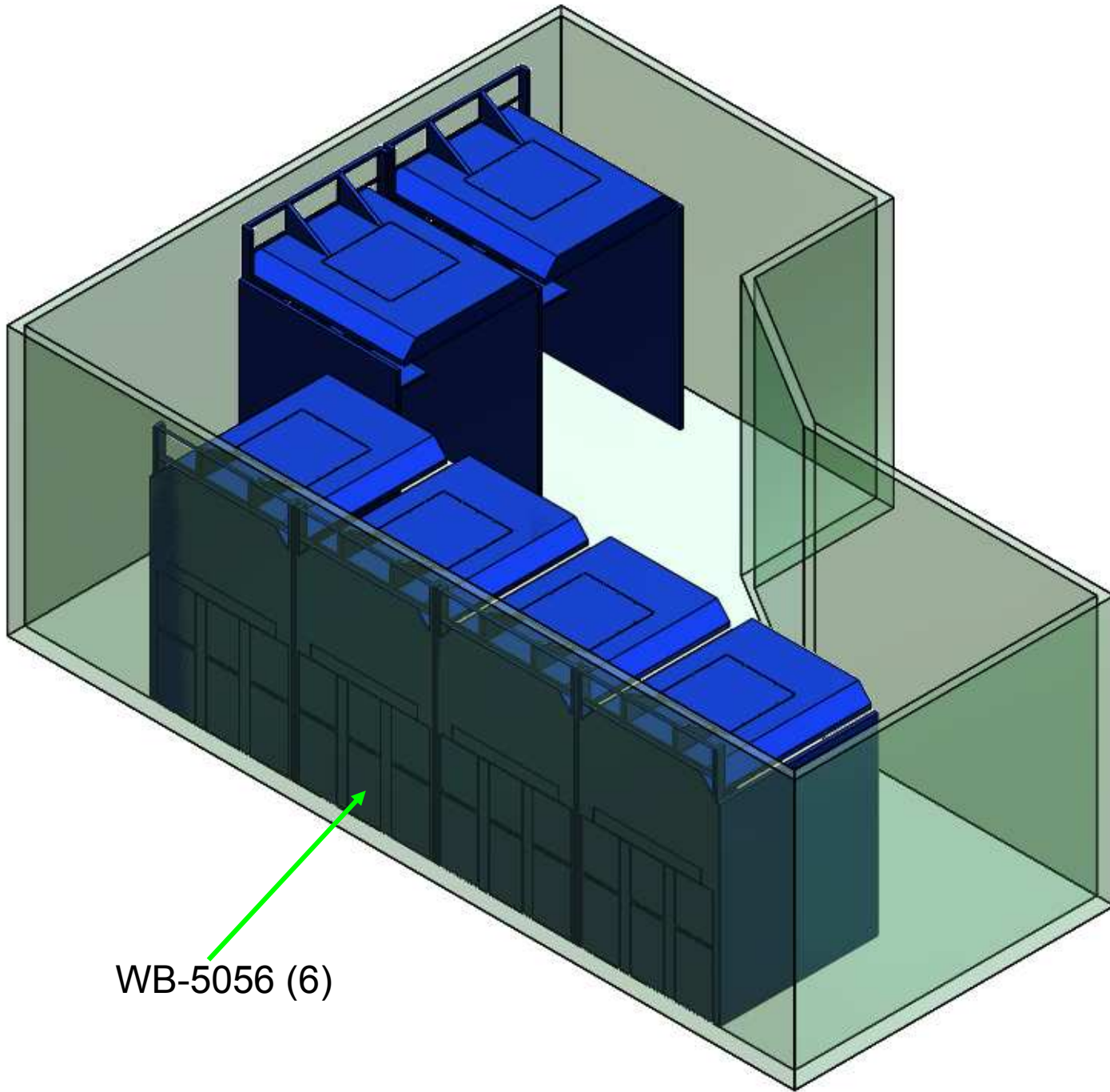


AVANI ENVIRONMENTAL INTL. INC. Sales Department
 95 Cypress Drive (919) 570-2862
 Youngsville, NC 27596 info@avanienvironmental.com

Drawn by:	Date	Name	Part Number:
Checked by:	2011-10-31	***	**
	2011-06-15		
The drawings, AutoCAD, 3-D Models, and specifications are the property of Avani Environmental Intl. Inc. (AE) and may not be reproduced, distributed, modified, or otherwise used, except provided herein, without the express written permission of AE.			

Title: WB-5056 (DW walls)

Size	Scale	Drawing Number:
A	1 = 40	WB-5-6 standard



WB-5056 (6)

