

TURRET LATH

MTO STEEL AREA

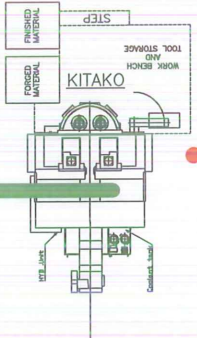
TRAFFIC LANE

SHELVES

CABINETS

WORK BENCH

WORK BENCH
WORK



TRAINING ROOM

NC Tool Room

BAR LOADING

ELECTRIC PANELS

2" PORTA COUPLING

TRAFFIC LANE

UMA

2100MY

XNY1

MYNX 500

OPERATORS AREA

DOOSAN PUMA 300

OPERATORS AREA

DOOSAN PUMA 300

OPERATORS AREA

DOOSAN PUMA 300

OPERATORS AREA

DOOSAN PUMA 300

OPERATORS AREA

2A 10" GOSS

FORGED MATERIAL

FINISHED MATERIAL

WATER FORM

GOSS

HP

OPERATORS STAND

FINISHED MATERIAL

GOSS

HP

HP

BIN

Reduced Presses

TOOL

TABLE

BIN

ROLL STAMP

BIN RACK

BIN

ROTARY PRESS STAMP

BIN RACK

SECONDARY AND

BIN

ROLL STAMP

BIN RACK

BIN

ROLL STAMP

BIN RACK

BATTERY STATION

ROTARY PRESS STAMP

ROTARY PRESS STAMP

SCHMIDT STAMPER


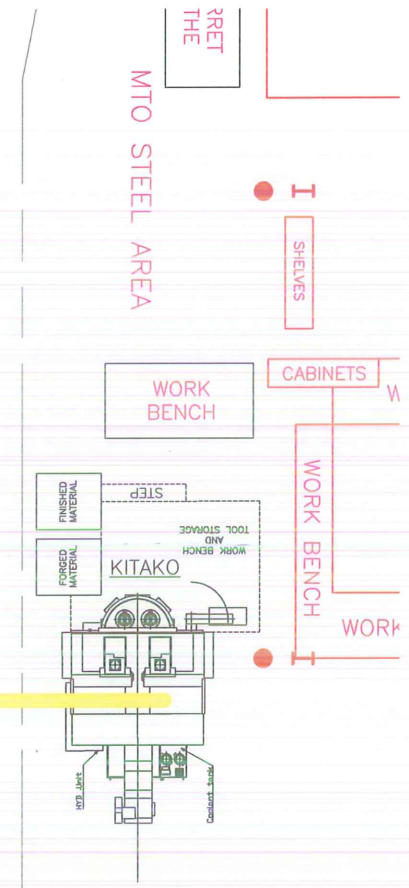
SCHMIDT STAMPER

SCHMIDT STAMPER

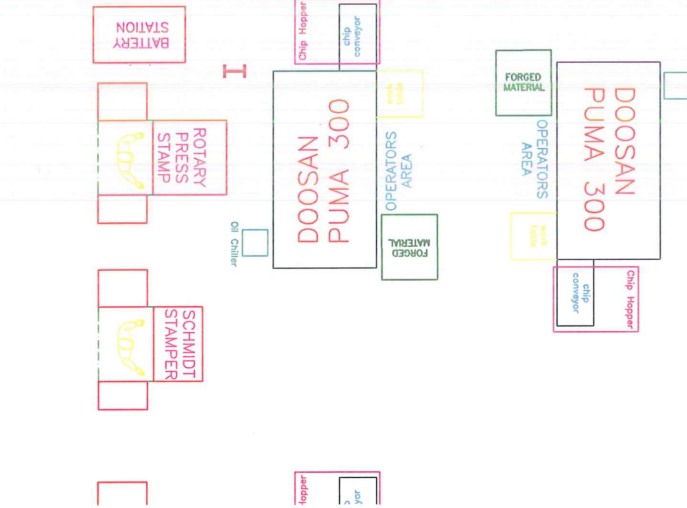
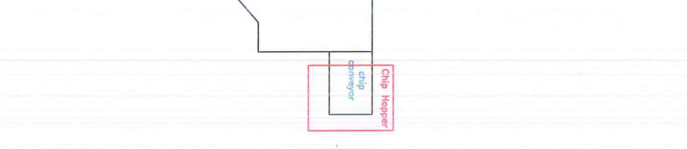
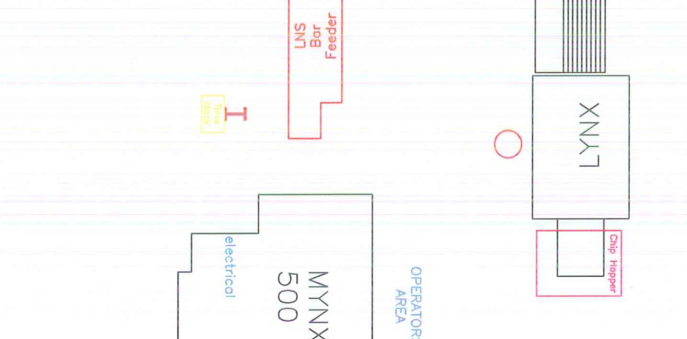
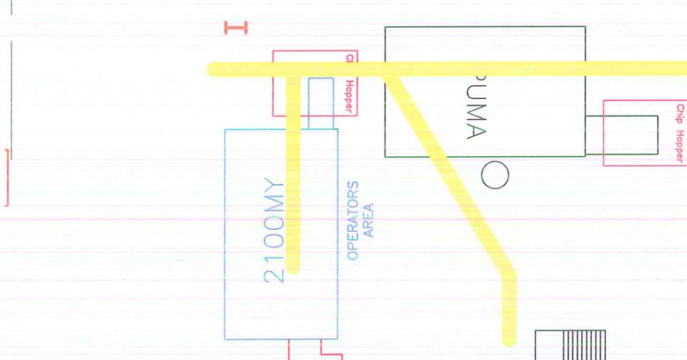
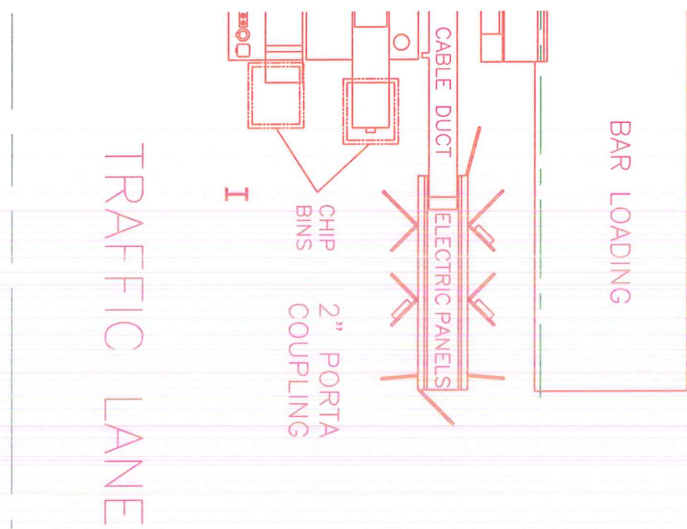
SCHMIDT STAMPER

SCHMIDT STAMPER

SCHMIDT STAMPER



TRAFFIC LANE



TRAFFIC LANE