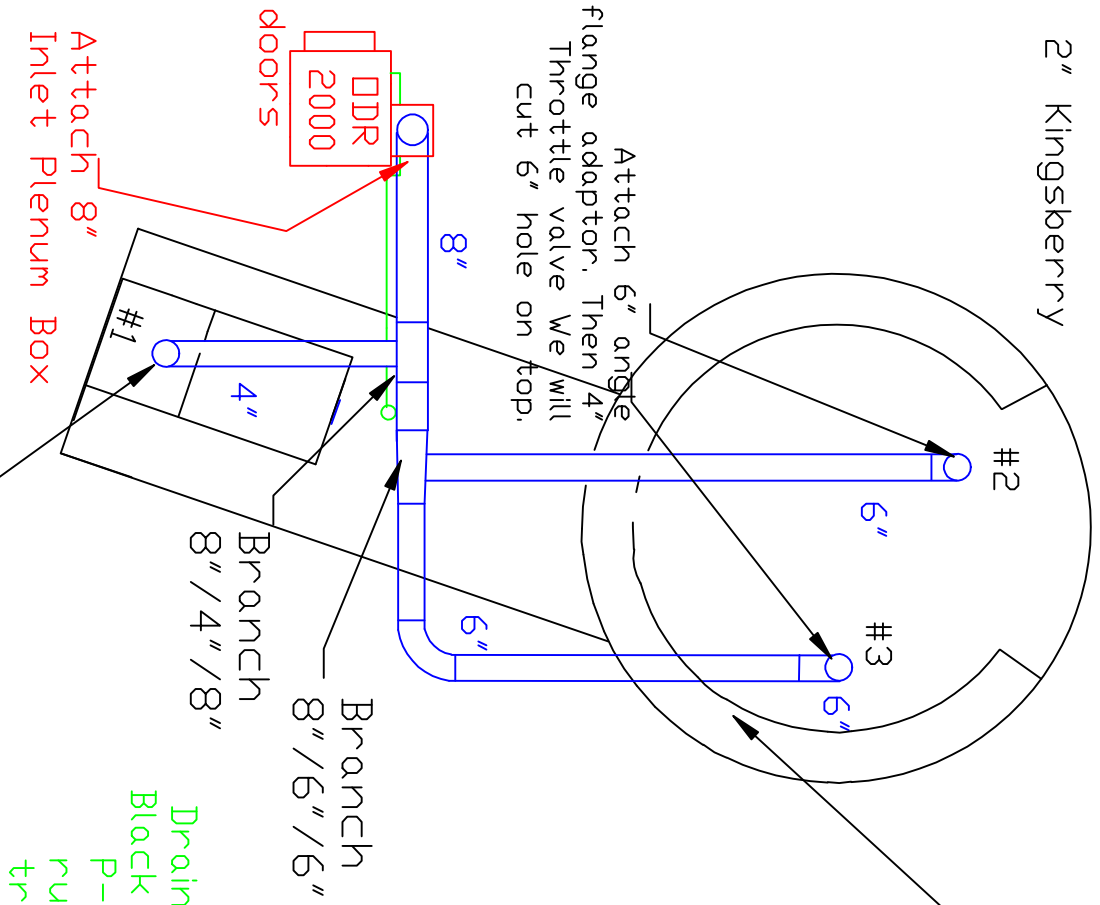
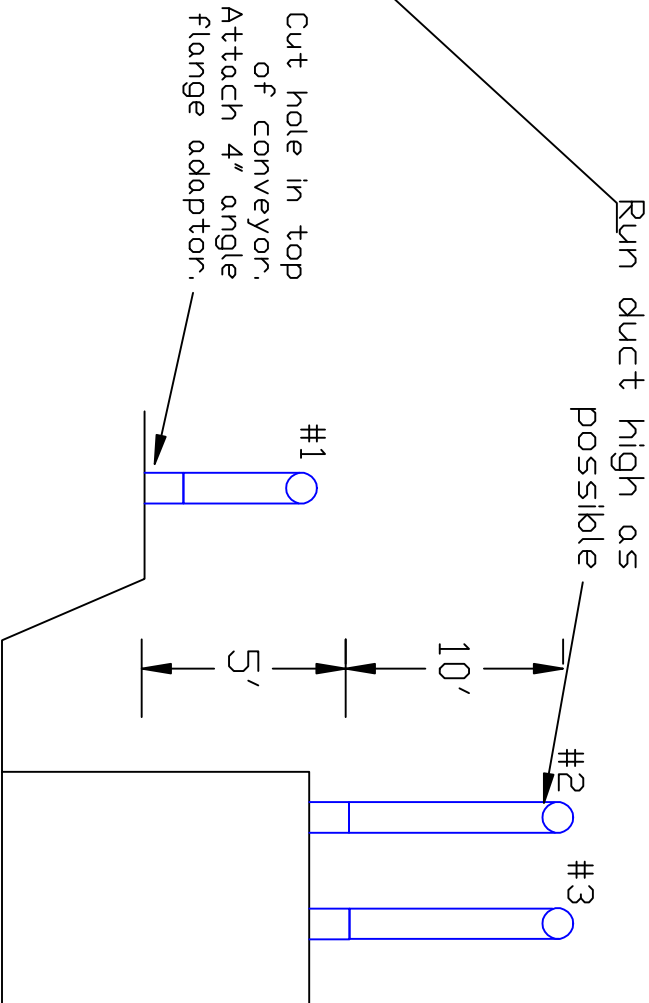


Electrical info: Ducwork Layout for DDR 2000
 Motor 3Hp
 at 480volts
 5 full load amps

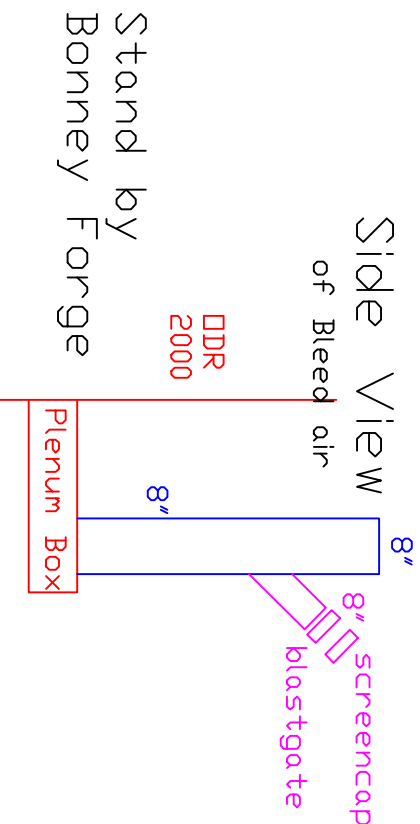
Plan View



Side View



Side View



Attach 6" angle
 Flange adaptor. Then 4"
 Throttle valve We will
 cut 6" hole on top.

Attach 8"
 Inlet Plenum Box

Branch 8" / 4" / 8"
 Branch 8" / 6" / 6"
 Drain line
 Black Iron
 P-Trap
 run to
 trough

Cut 4" hole on top of
 conveyor. Then attach 4"
 angle flange adaptor and throttle valve.

Avoni Environmental
 102 AG DRIVE
 Youngsville, NC 27596
 P# 919-562-7181 F# 919-562-7182

Project: Bonney Forge
 Drawing: DDR 2000 Ductwork
 Date: 12/10/10 Drawn by: RAV
 Revision Date: 8/21/07

