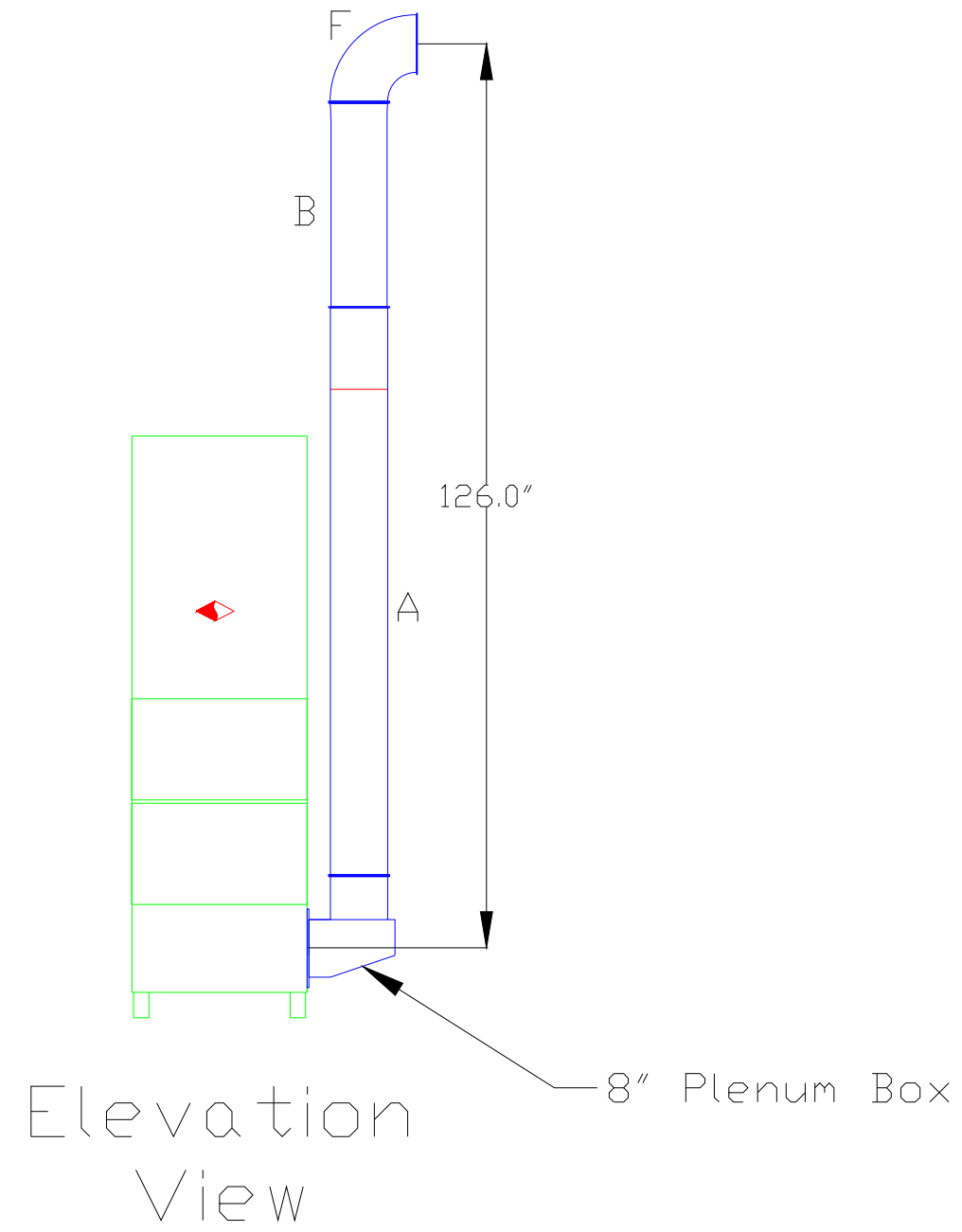
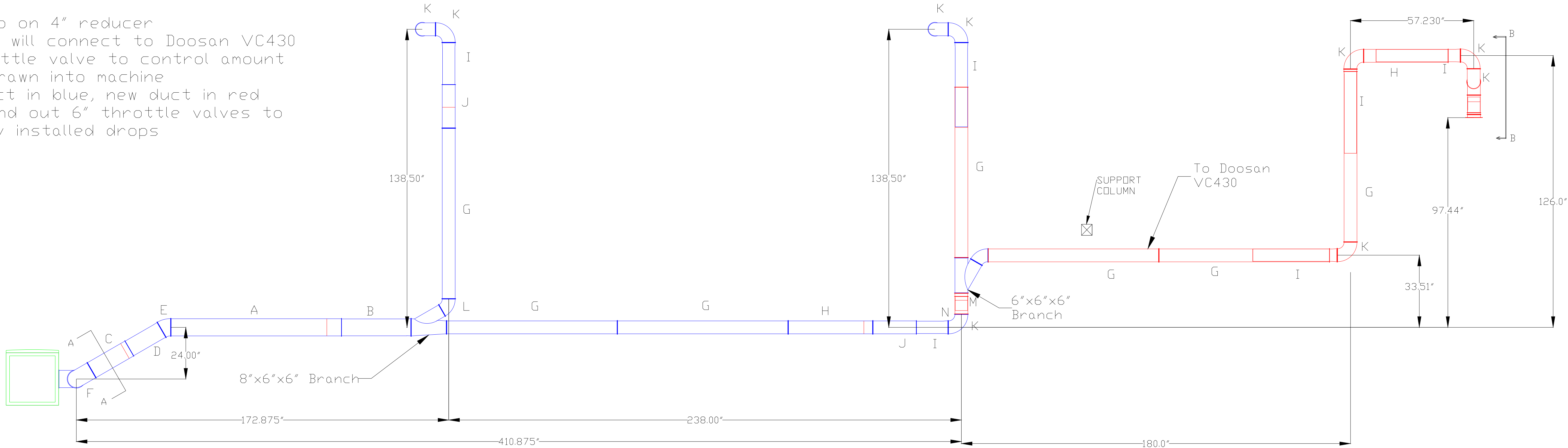


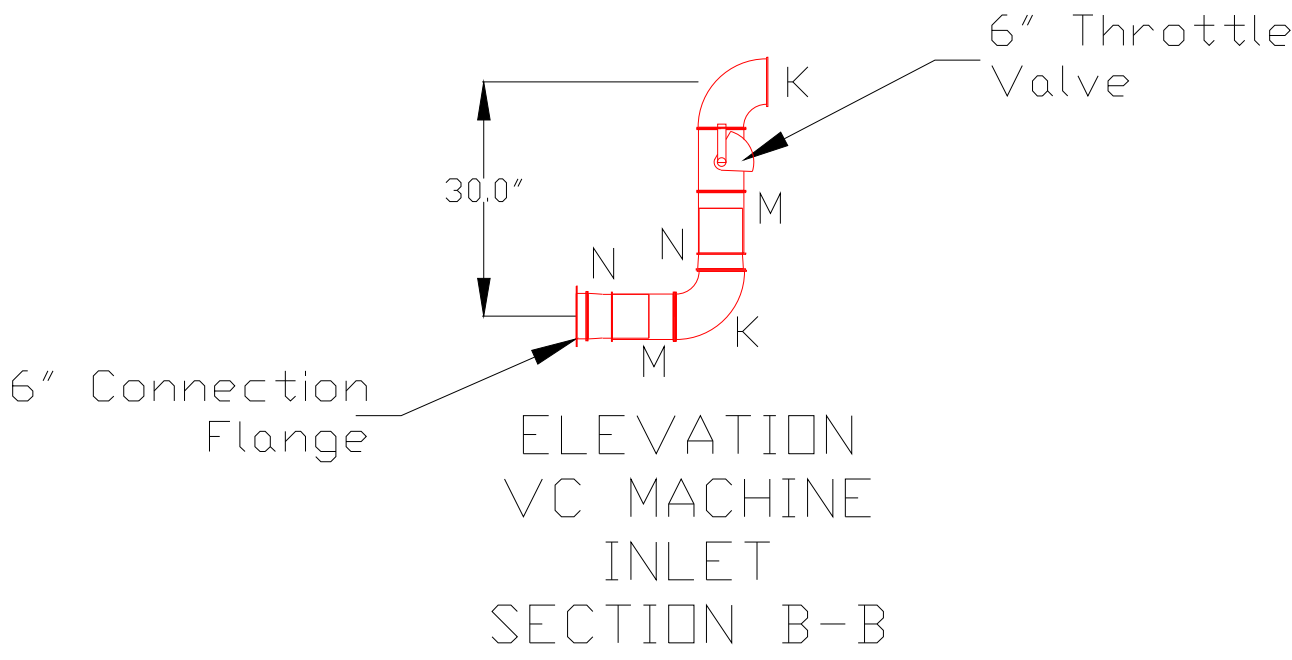
Bonney Forge Corp SO 18913

Notes:

1. End cap on 4" reducer
2. Branch will connect to Doosan VC430 with throttle valve to control amount of CFM drawn into machine
3. Old duct in blue, new duct in red
4. Will send out 6" throttle valves to previously installed drops



- Bill of materials:**
- A=8" dia. 2000mm tube
 - B=8" dia. 1000mm slip tube
 - C=8" dia. 500mm tube
 - D=8" dia. 500mm slip tube
 - E=8" dia. 30 deg elbow
 - F=8" dia. 90 deg elbow
 - G=6" dia. 2000mm tube
 - H=6" dia. 1000mm tube
 - I=6" dia. 1000mm slip tube
 - J=6" dia. 500mm tube
 - K=6" dia. 90 deg elbow
 - L=6" dia. 60 deg elbow
 - M=6" dia. 200 tube
 - N=6" dia. 200 slip tube



REVISED: 12/19/12 BY J.T.L TO
SHOW DUCT VC-430 MACHINE

Avani Environmental Intl. Inc.
95 Cypress Drive
Youngsville, NC 27596
P# 919-570-2862 F# 919-570-2863

Avani

Project: Bonney Forge Corp
Drawing: Duct Layout
Date: 8-23-12 Drawn by: MDT
Sheet No: 1 OF 1