



Date: March 15, 2012

To: Liberty Co. Career Academy Project

Project:

Attn: Mr. Lucas Molina

Recommended Equipment:

(10) WB-5055 side-by-side OD: 600"W

Avani Environmental Intl. Inc.

95 Cypress Drive

Youngsville, NC 27596

www.avanienvironmental.com

Phone: (919) 570-2862

Fax: (919) 570-2863

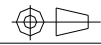
Email: info@avanienvironmental.com

www.weldingbooths.com

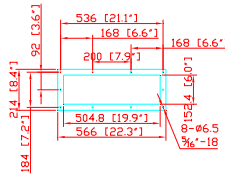
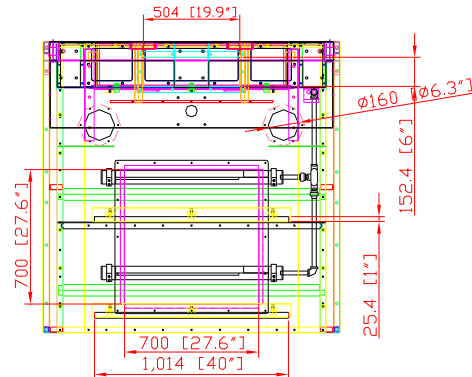
The drawings, AutoCAD, 3-D Models, and specifications are the property of Avani Environmental Intl. Inc. (AE) and may not be reproduced, distributed, modified, or otherwise used, except provided herein, without the express written permission of AE.

DO NOT SCALE

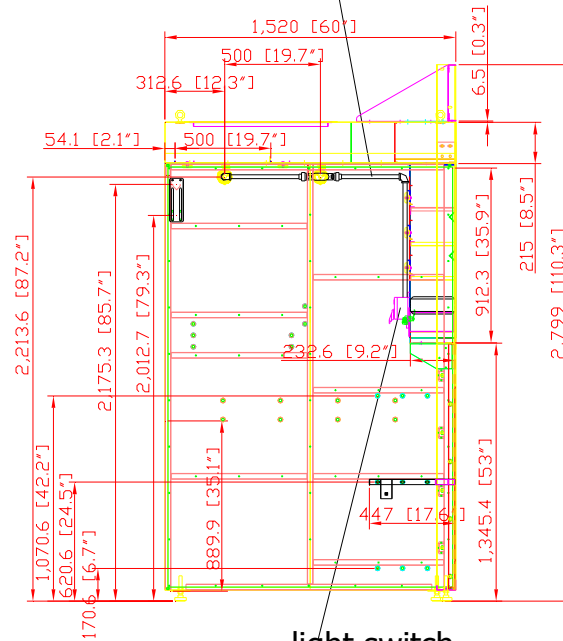
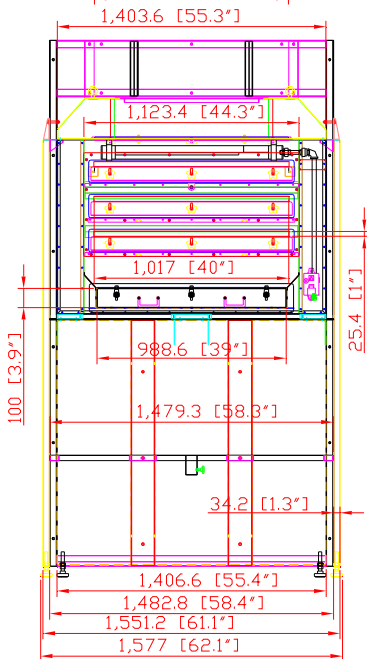
IF IN DOUBT ASK



Revisions			
Rev	Description	Date	Approved



light conduit



light switch

WB-5055 (DW walls) WELDING BOOTH SPECIFICATIONS

- Hood Dimensions: 55.3" x 60" x 8.5"
- Back Draft Dimensions: 44.3" x 35.9" x 9.2" (incl. clean out drawer)
- Hood Outlet Opening: 6" x 19.9" (119.4 square inches)
- Hood Service Panel: Removable 27.6" x 27.6" service panel
- Back Draft Adjustable Inlet Slots: (3) 1" x 40"
- Hood Adjustable Inlet Slots: (2) 1" x 40"
- ***Overhead Lights: (2) Explosion Proof Lights (110V, Single Phase, 60 Hz, 20W, non-recessed)
- Adjustable Knobs: (15) 2-1/2" Five Star Twists
- Clean Out Drawer: 3.9" x 39" (ID) with (3) hand twist locks
- Adjustable Level System: (6) 2-1/2" Feet (maximum adjustment 5")
- Support Structure: 1-1/2" x 4" steel stock welded
- Panel Construction: 12-gauge welded steel single wall with cross and up bracing
- Rear Support: (2) 12" x 19" 30 degree gussets for overhead piping and accessories
- Welding Curtain Supports: (2) adjustable welding curtain brackets
- Lifting Lugs: (4) Hood mounted lifting lugs to set and move hood or booth
- Fume Arm Ceiling Supports & Brackets: Built into the hood
- Fume Arm Cover Plates: (2) cover plates (6 bolt pattern) to match optional dia. 6" fume arm
- Powder Coated: Avani Safety Blue Standard (custom colors available)
- Five Piece Configuration: (2) side panels, (1) back panel, (1) backdraft assembly, (1) hooddraft assembly.
- Booths can be mounted back-to-back, side-by-side or both options.
- ***Double Wall Construction (welded)
- ***Adjustable Back Shelf: 58.3"W x 17.6"D x 1.1"H (solid with 2" hole drilled)
- ***Light Conduit
- ***Light Switch

OPTIONS

- Welded Nuts: Optional locations for J-Hooks
- Welding Nuts: For wire feeder or welder bracket
- Adjustable Rear Shelf (solid, grated or cutting table)
- Corner Shelves
- Viewing Windows
- Custom Welding Brackets
- Foot Lockers
- Fixtures, Lazy Suzans
- Any option that can fit inside the booth or on the booth

AVANI ENVIRONMENTAL INTL. INC. Sales Department
 95 Cypress Drive (919) 570-2862
 Youngsville, NC 27596 info@avanienvironmental.com

Date	Name	Part Number:
2012-03-15		(10) WB-5-5
Checked by:		side-by-side OD: 600"W

Title: **WB-5055 (DW walls) Liberty**

The drawings, AutoCAD, 3-D Models, and specifications are the property of Avani Environmental Intl. Inc. (AE) and may not be reproduced, distributed, modified, or otherwise used, except provided herein, without the express written permission of AE.

Size	Scale	Drawing Number:
C	1 = 35	WB-5-5 (Liberty)

DO NOT SCALE

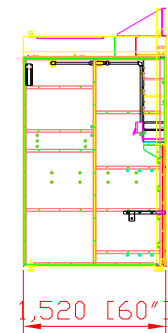
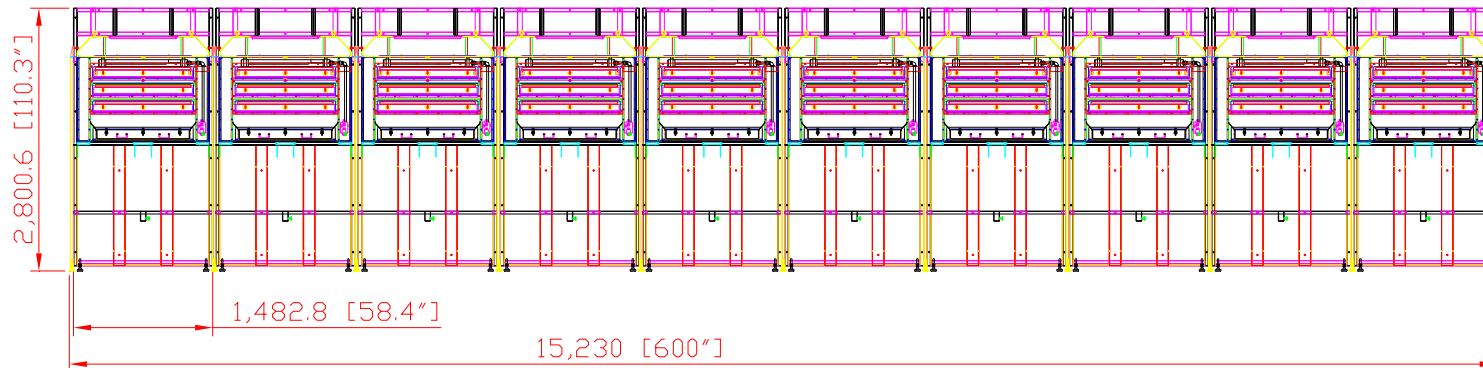
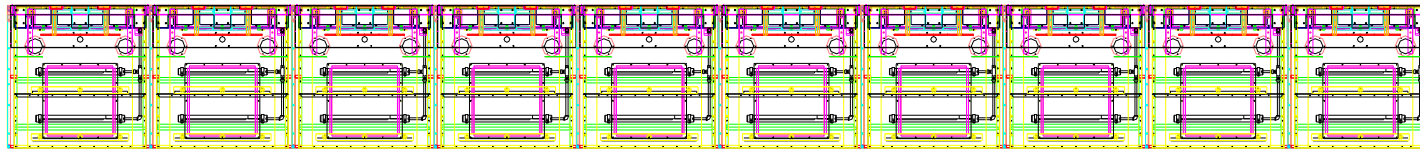
IF IN DOUBT ASK



Revisions

Rev	Description	Date	Approved
-----	-------------	------	----------

Liberty / Parrish, GA 31069 po# 4295



(10) WB-5055

AVANI ENVIRONMENTAL INTL. INC. Sales Department
95 Cypress Drive
Youngsville, NC 27596

(919) 570-2862
info@avanienvironmental.com

	Date	Name	Part Number:
Drawn by:	2012-03-15	***	(10) WB-5-5
Checked by:			side-by-side OD: 600"W

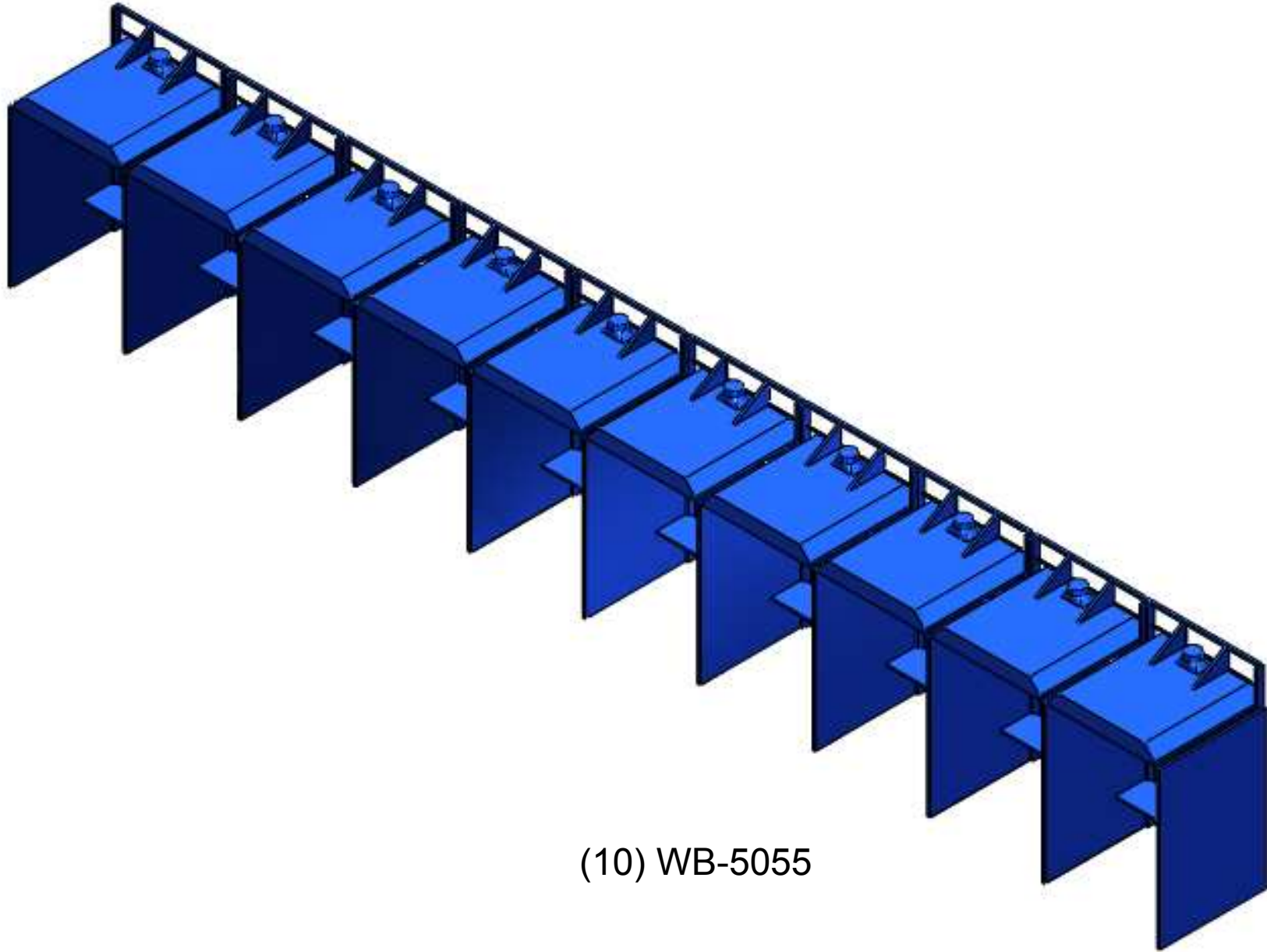
Title:
WB-5055 (DW walls) Liberty

The drawings, AutoCAD, 3-D Models, and specifications are the property of Avani Environmental Intl. Inc. (AE) and may not be reproduced, distributed, modified, or otherwise used, except provided herein, without the express written permission of AE.

Size
C

Scale
1 = 35

Drawing Number:
WB-5-5 (Liberty)



(10) WB-5055

