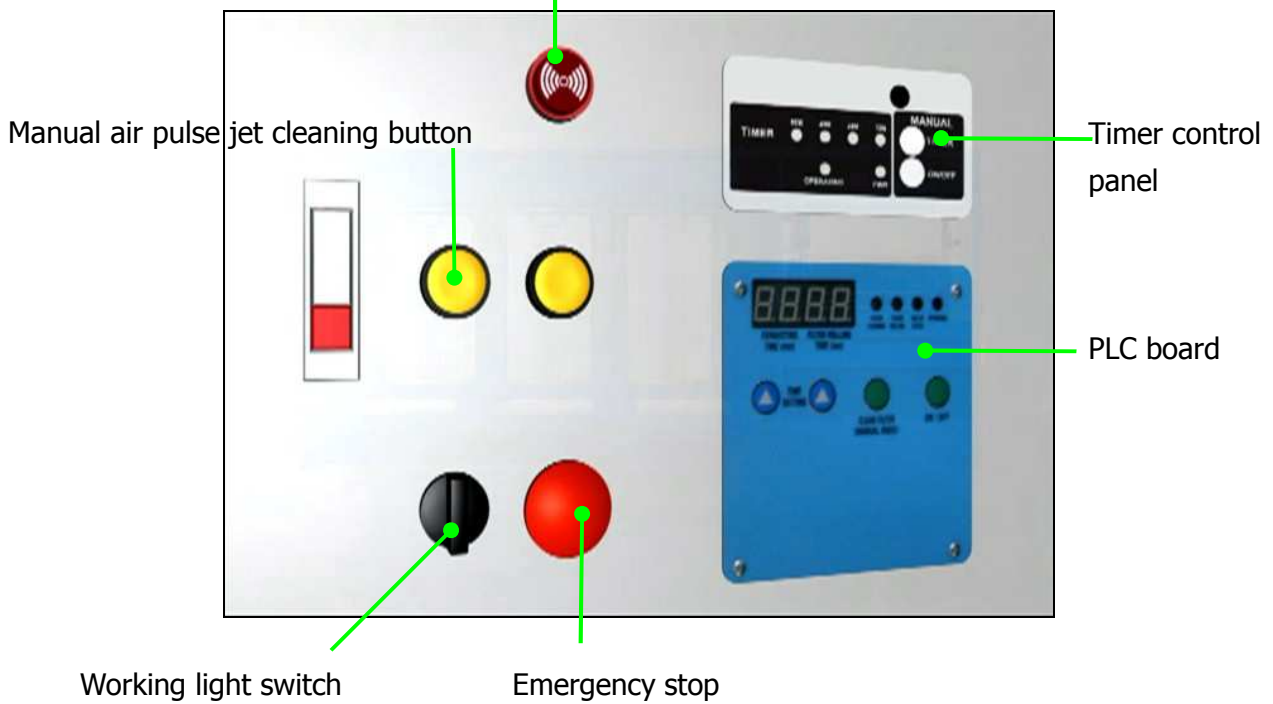





The alarm beeps when running out of rolling paper filter



### Inside the control box

**Do not install / maintain this component without the assistance of a qualified technician.** If the speed for the motor controlling paper side is set too slow or no speed at all (see photo A, pink arrow direction, turn to the very left), the dirty paper filter will not be collected. If the speed is amended too fast, the strong power of this motor will tear the paper filter apart (see photo B, red arrow direction, turn to the very right).





**Correct installation: adjust the speed from the left to the right. Make sure that the starting point indicates to the black button (see photo C, green arrow direction, turn to point the green circle).**

