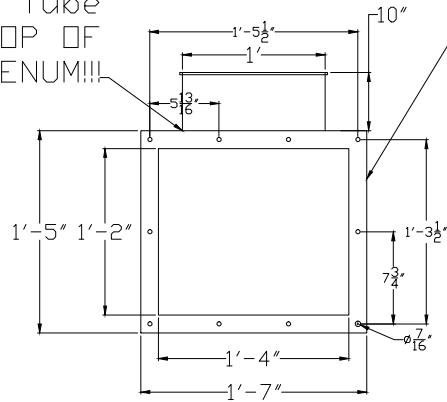


Plenum Box

End View

WELD Tube
TO TOP OF
PLENUM!!!

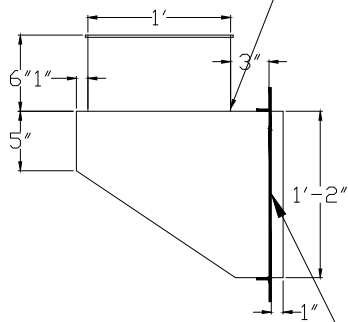


1 1/2" Angle Iron Flange
with standard bolt pattern.
WELD angle iron to box.
POINT flange towards Sleeve.

NOTES:

- A) MATERIAL: 18 GA. GALV.
- B) ALL SEAMS WELDED
- C) Use standard bolt hole pattern with 7/16" Holes

Side View



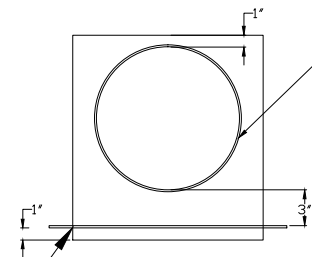
Extend raw end of
sleeve 1" into box.
Weld from inside.

Open
End

1 1/2" Flange

NOTE: WELD ALL CORNERS ON BOTTOM
INSIDE THE PLENUM!!!!

Top View



Jacob Tubing Flange
A dimension

Avani Environmental Intl. 95 Cypress Drive Youngsville, NC 27596 P# 919-570-2862 F# 919-570-2863	Avani
Project: Cenetic Landis	
Drawing: Absolent Plenum Box	
Date: 4/26/2013 Drawn by: MDT	
Sheet No: 1 Of 1	